



Pantograph Arm Installation

On DIN style pivots




Insert the pantograph idler plate on the motor shaft in a horizontal position



Install the M16 nut over the idler plate and torque to 13Nm - 15Nm




Slide the tapered hole arm head on to the motor shaft



Pantograph Arm Installation

On DIN style pivots



Install the M8 wavy washer and the M8 nut on the over the arm and on to the motor shaft.

Torque to 14Nm - 18Nm

